

支援家長協助子女試前溫習講座

目的：協助家長指導學生學習的方法，
雙管齊下提昇學生學習成效。

English



Read Write Inc. RWI

(Read Write Inc. Website)	Others
<ul style="list-style-type: none">♦ Fred Talk Game♦ Tug, tug game	Aero-Drive (Student) <ul style="list-style-type: none">♦ Useful website♦ Links in Parents' Guide Speed Sounds Set 1_Book



Read Write Inc.



家課
手冊



學校
文件



家長
通訊



學校
通告



優異
表現

常用連結

獎項

有用連結

IT 平台



學生
AeroDrive



老師
AeroDrive



www.oxfordcourses.hk



- [CoolThink@JC 運算思維](#)
- [Scratch](#)
- [App Inventor](#)
- [Code.org](#)
- [Learnlex](#)
- [BCA 基本能力評估](#)
- [課程為本學與教資源庫](#)
- [E-services](#)
- [STAR平台](#)
- [網上學與教支援](#)
- [EDpuzzle](#)
- [教育電視](#)

- [新編啟思中國語文](#)
- [我愛學語文](#)
- [快樂學語文](#)
- [中文百達通](#)
- [Pearson](#)
- [New Magic](#)
- [Read Write Inc.](#)
- [TouchEnglish \(Skoolbc\)](#)
- [愉快英語學習計劃](#)
- [英文電子圖書](#)
- [《Storylands》](#)
- [廿一世紀現代數學網](#)
- [朗文常識](#)
- [常識教育網](#)



9:50
30/10/2017

ippt.com

Aero Drive



家課
手冊



學校
文件



家長
通訊



學校
通告



優異
表現

常用連結

獎項

有用連結

IT 平台



學生

AeroDrive



老師

AeroDrive



www.oxfordcourses.hk



- [CoolThink@JC 運算思維](#)
- [Scratch](#)
- [App Inventor](#)
- [Code.org](#)
- [Learnlex](#)
- [BCA 基本能力評估](#)
- [課程為本學與教資源庫](#)
- [E-services](#)
- [STAR平台](#)
- [網上學與教支援](#)
- [EDpuzzle](#)
- [教育電視](#)

- [新編啟思中國語文](#)
- [我愛學語文](#)
- [快樂學語文](#)
- [中文百達通](#)
- [Pearson](#)
- [New Magic](#)
- [Read Write Inc.](#)
- [TouchEnglish \(Skoolbc\)](#)
- [愉快英語學習計劃](#)
- [英文電子圖書](#)
- [《Storylands》](#)
- [廿一世紀現代數學網](#)
- [朗文常識](#)
- [常識教育網](#)



9:50
30/10/2017

fppt.com

保良局王賜豪(田心谷)小學 x 瀏覽通 x

student.plkwch.edu.hk/myoffice/handle/jsp&ran=5922227634028795

AeroDrive



AeroDrive>p1eng

名稱	類型	大小
SB_Book 1A_Audio	檔案資料夾	
SB_Book 1B_Audio	檔案資料夾	
Useful link_Online support for RWI sounds.pdf	Adobe Acrobat 文件	88KB
家長支援子女學習拼音課程-網頁超連結.pdf	Adobe Acrobat 文件	98KB

檔案傳輸

方法 1.  易傳通 (上載、下載或刪除多個檔案、目錄及子目錄)

方法 2. 請選擇  (檔案大小上限為: 500 MB)



Assessment (評估)

Type	Frequency
Phonics Dictation (拼音默書)	P.1-3 Only RWI curriculum
Vocabulary Dictation (詞默)	Class-based
Dictation (默書)	One dictation per unit of Student Book
Formative Assessment (進展性評估)	Twice per term, six times per year
Summative Assessment (總評)	Examinations Once per term, three times per year

Examination (考試)

小一所有英文卷老師讀卷。

	Types	Full marks	Weighting
a.	Reading and Writing(讀寫)	100%	80%
b.	Listening (聆聽)	100%	10%
c.	Speaking (說話)	100%	10%
d.	Reader (故事書)	Grade: A - D	Total: 100%



考試時限

Time needed to complete each type of examination paper:

Types of Exam Paper	Duration
Speaking (說話)	2-3 minutes (分鐘)
Listening (聆聽)	within 30 minutes (分鐘)
Reading and Writing (讀寫)	50 minutes (分鐘)



Questions in Reading and Writing Exam

Tasks		P.1
1.	Reading & Usage (閱讀理解) MC question (選擇題) text types (文章類型)	20%-30% 3 choices (選項) ≥2
2.	Writing (作文) Minimum no. of words (字數)	15% 20 words (字)
3.	Sentence Writing	10%
4.	Language Form (句式, 文法結構)	15%-30%
5.	Language Use (文法, 語文運用)	15%-30%
6.	Read Write Inc. (sounds)	10%

Writing Assessment Rubrics

Mark Allocation	Good (好)	Satisfactory (滿意)	Weak (弱)	Poor (差)
Content	Students provide relevant and interesting information/ideas with supporting details (詳細描述)	Students provide some relevant information/ideas with some supporting details (有一些詳細描述)	Students provide very limited information/ideas (有限資料) or unclear/disconnected information/ideas that may confuse the reader	Students provide totally irrelevant information or make no attempt to write
	The overall meaning is clear	The overall meaning is quite clear	The overall meaning can be understood but with considerable difficulty	The meaning is unintelligible

Writing Assessment Rubrics

Mark Allocation	Good	Satisfactory	Weak	Poor
Language	The overall communication of ideas is clear with few/no errors (少或無錯處) in grammar, punctuation or spelling	The overall communication of ideas is quite clear with some errors in grammar, punctuation or spelling	The overall communication of ideas is ineffective with frequent errors in grammar, punctuation or spelling	Comprehension is seriously impeded with constant and serious errors in vocabulary, grammar, punctuation and spelling
	Good range of sentence structures (句式) and appropriate vocabulary	Reasonable range of sentence structures and mostly appropriate vocabulary	Limited range of sentence structures and predominantly inappropriate vocabulary	Meaning cannot be conveyed given the very limited range of sentence structures and inappropriate use of vocabulary

Questions in Listening Exam

Content		KS -1 (P.1-3)	KS-2 (P.4-6)
1.	Number of scripts in each paper (聆聽部分)	<ul style="list-style-type: none"> • ≥ 2 • 1 part on RWI (多加一部份: 拼音) 	≥ 3
2.	Total number of questions in each paper (題目數量)	10 – 20	20 – 30
3.	Maximum mark given to each question	≤ 10 e.g. P.1 Part A: 40% @ 8% Part B: 40% @ 8% Part C: 20% @ 2% (RWI)	≤ 8 e.g. P.4 Part A: 40% @ 8% Part B: 30% @ 5% Part C: 30% @ 5%



Speaking Exam (P.1-3)

Term	Task
1 st	<u>Part 1</u> Reading Aloud (朗讀文章) (1 minute) , Number of words: 20-30 <u>Part 2</u> Teacher-Student Interaction (與老師對話) (2 minutes) Ask pupils 4-6 Wh-questions related to his/her personal experiences
2 nd & 3 rd	<u>Part 1</u> Picture Description (2 minutes) , Pupils study the picture(s) and answer the teacher's questions (4-6 Wh-questions)
Remarks	If "Yes/No" questions are used to prompt students, they would be followed by a "Why?/Why not?" question.



模擬學生作答小測試



Listening

3. Who is the class teacher of Class 1B?

☐ A Mr Lam

☐ B Miss Leung

☒ C Miss Lam

☐ D Mr Wong

4. How old is Jimmy?


☒ A seven

☐ B six

☐ C five

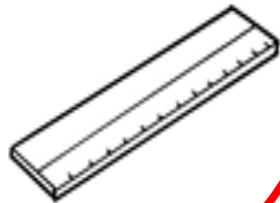


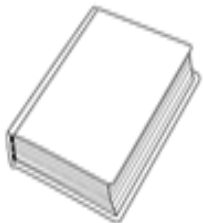
☐ D nine

5. Where do the children have to go?



Listening

4. Which of the following is NOT in Cindy's bag?

<input checked="" type="radio"/> A 	<input type="radio"/> B 	<input type="radio"/> C 	<input type="radio"/> D 
--	--	---	---

5. How many books are there?

☐ A six

☒ B seven

☐ C eight

☐ D nine

RWI

C. Circle the letter of the sound that your teacher says. (20% @4%)

e.g.

n

f

r

1.

m

s

t

2.

g

o

p

RWI

A. Circle the beginning sound of the word that the teacher says.

(10% @2%)

e.g.

c	at
f	
r	

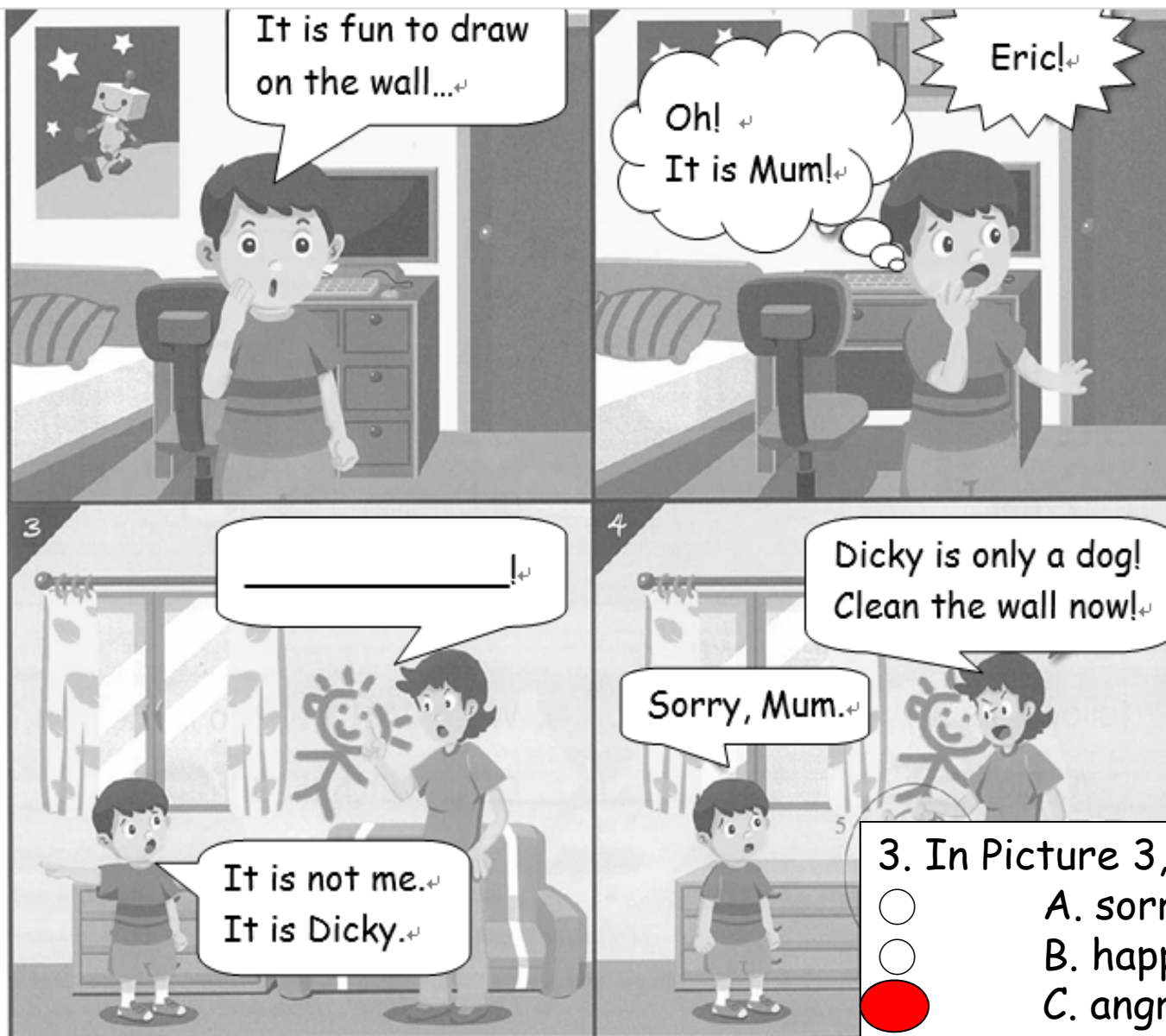
1.

b	et
j	
g	

2.

k	it
p	
s	

Reading and Writing



3. In Picture 3, Mum is _____.

☐

A. sorry

☐


B. happy

☒

C. angry



Reading and Writing



In Picture 3, Mum says _____!

☒ A. Don't draw on the wall.

☐ B. Don't listen to me.

☐ C. Sit properly.

Reading and Writing

C. Cindy is at school. What do Cindy and her friends say? ↵

Choose and write the correct letters. ↵

(10% @2%) ↵

A. ↵ Hello, Cindy. ↵

C. ↵ I am six years old. ↵

E. ↵ Good morning, Miss Lee. ↵

G. ↵ How are you? ↵

B. ↵ Goodbye, David. ↵

D. ↵ I am fine, thank you. ↵

F. ↵ What is your name? ↵

2. ↵



3. ↵



4. ↵



5. ↵



Speaking

•Part 1: Reading Aloud

Read the following text aloud.

My Friend

My friend is Tom.

Can I spell his name?

1. Do you have a friend/ classmate?
2. What is his/ her name?
3. How old is he/she?
4. What do you say to your friend/classmate when you come to school/ after school?
5. Do you like your friend/classmate? Why?

Part 2: Ex The teacher



Reader

Big Book

校本英文故事書

NET 教授內容

可以 Reader Task Book
(RTB) 作溫習

PLK Dr. Jimmy Wong Chi-Ho (Tim Sum Valley) Primary School.
Primary 1 Reader Task Book.

Fun at School



Name: _____
Class: 1 _____ Class No. _____

Name: _____ ()

Class: P.1 ()

Grade	A	B	C	D
Total score	9-10	7-8	4-6	0-3

A. Blacken ● the circle next to the correct answer. 5%@1%

1. What can we do in the art room?

- OA. We can play and sing.
- OB. We can draw and paint.
- OC. We can eat and jump.
- OD. We can swim and run.

考試失分原因



原因1:

串字不足



pictures and answer the questions. (6% @2%)

e.g.



What is it?

It is a drawing board.

1.



What is it?

It is a teddy bear.

2.



What is it?

It is a ball.


3.



What is it?


It is a toy plane.

- . There are two new classmates in Holly's class. Miss Chan is introducing one classmate. (20% @4%)



My New Classmate

This is Tom.
He is a boy.
He is five years old.
His T-shirt is white.
This is his robot.



My New Classmate

This is Lucy.
She is a girl.
She is seven years old.
Her dress is red.
This is her puzzle.



原因2:



未能掌握每課的
句式



句式

Language focus

This is Miss Bell. 
Mr Lee. 

This is Tommy.  **He is** my friend.
 Amy.  **She is** my classmate.

We are in Class 1A. **I am** a boy.
 girl.

Language focus

Come in, please.
Sit down,
Stand up,

Open your books, please.
Close

Look at the blackboard, please.
Point to

Don't talk in class.

Don't = Do not

fppt.com

D. In recess, the children are playing guessing game. Look at their pictures and complete what they say. (10% @2%)

e.g.



Holly: Is it a cat?

Harry: No, it is not.

1.



is it -2%

Holly: Is it a robot?

Harry: Yes, it is.

2.



Yes No 1%
it is (not) 1%

Holly: Is it a toy plane?

Harry: Yes, it is.




3.



Holly: Is it a toy train?

Harry: No, it is not.

E. The children see some pictures. They write about the pictures with can or cannot. (10%)

<p>e.g.</p> 	<p>e.g. A dog <u>can run</u>. It <u>cannot fly</u>.</p>
<p>1.</p> 	<p>1. Super Baby <u>can read</u> .</p>
<p>2.</p> 	<p>2. A bird <u>can sing</u> . It <u>can fly</u> .</p>

about the picture with 'There is' or 'There are'. The words in the box may help. (8% @2%)

pig	pears	cow	panda	chickens
-----	-------	-----	-------	----------



The animals are having a party.

e.g. There is a pig. It can play the piano.

1. There is a panda. It is hungry.

2. There are three chickens. They are near the table.

原因3:

認字量不足，
於閱讀理解及作
文部分失分



Fruit



Apples are red. I have ten.



Oranges are orange. I want eight.

Lemons are yellow. I put them under my pillow.



Pears are green. Can I have thirteen?



Grapes are purple. I buy them for my uncle.



1. What is the name of the song?

☐ A. Judy

☐ B. Fruit

☐ C. Apples

2. What colour are the apples?

☐ A. red

☐ B. orange

☐ C. yellow

I. After writing, John reads a poster about a new park near his home.
Read the poster.

Green Park

Come to Green Park!
You can play in the playground.
You can sit by the trees.
You can smell the beautiful flowers
and hear the lovely birds!

Address: 135 Rainbow Road, Tuen Mun,
New Territories



A riddle



It is a monkey.

It is brown.

It has a long tail.

It has big ears.

原因4:

未能掌握不同文體
的特色



F. After school, Holly gives her classmates a card. Read the card.
Blacken ● the circle next to the correct answer. (10% @2%)

A Birthday Party

Holly invites you to her 5th birthday party.

Date: 15th November, 2014

Place: Tin Sam KFC

Time: 2:00 - 3:00 p.m.



G. After the birthday party, Holly wants to send thank-you cards to her classmates. Read the cards. Blacken ● the circle next to the correct answer. (10% @2%)

Dear Ann,

Thank you for the drawing
board.

Love,

Holly

Dear Sam,

Thank you for the toy cat.

Love,

Holly



解決方法




1. 認識字詞

- 讀音
- 字意
- 串字



Vocabulary Booklet
Primary 1



- 朗讀課文 (用手指指著每個字)

- **Help with Audio Soundtracks**

- <http://www.plkwch.edu.hk/>
- AeroDrive_Student (Sound tracks)

(Log in name)登入帳戶:p1
(password) 帳戶密碼:13579



能說出書本的生字和句子意思



2. 答題技巧

明白Question word的意思

e.g. What, how, how many,
where, who, how much...

How many?
numbers

Where?
A place

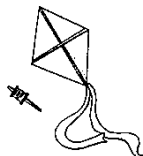


問下問題的關鍵詞

Read the notices.

Fly a Kite

Date: 9 October
Place: Good Park
Price: \$20
*Bring your kite.




Have a Walk

Date: 2 October
Place: Fun Park
Price: Free
*Bring a hat.



Ride a Bike

Date: 16 October
Place: Green Park
Price: \$10 (Children)
\$20 (Adults)
*Bring water.



Swimming Day

Date: 23 October
Place: Big Park
Price: \$20 (Children
and parents)
*Bring a towel.



2. Paul goes to **Good Park**. What does he do?

- ☐ A. swim
- ☐ B. fly a kite
- ☐ C. ride a bike
- ☐ D. have a walk



刪去不可能的答案

1. What is the monkey doing?

☐ A. drawing

☐ B. singing

☒ C. swinging

☐ D. dancing



Time: 10:30a.m., 2nd March

Place: Happy Park

Ticket: \$10



留意代名詞的意思

Happy Zoo.

There are many animals in Happy Zoo.

There is a lion. It has a big mouth and sharp teeth. There is a giraffe. It has a long neck and small ears. There is a panda. It has short arms. It is black and white. It has a big tummy too!

There are seven monkeys in Happy Zoo. They live in the trees.

They have long tails and long arms. They like swinging from tree to tree.

Come and visit the animals in Happy Zoo!

4. What can you see in the trees?

- ☐ A. I can see a panda.
- ☐ B. I can see seven monkeys.
- ☐ C. I can see a monkey.



不同方法學習英文

經常聆聽英文兒歌/ 故事書

→ 潛移默化中學習

- Brown bear what do you see?

<https://www.youtube.com/watch?v=TA6wi32YpEU>

- From head to toe

https://www.youtube.com/watch?v=5rrgR6Bf_zM

- A very hungry caterpillar

<https://www.youtube.com/watch?v=0Iem7-a0xjY>

Oxford reading tree



閱讀英文圖書


- 從興趣入手

例: **spiderman**

- 認字



遊戲中學習 --- 英文棋/ 字卡



利用網上資源



保良局王賜豪(田心谷)小學
PLK Dr. Jimmy Wong Chi-Ho (Tin Sum Valley) Primary School

學校資訊

課程特色

學生表現

學生生活

家長聯繫

賜豪相集



明日閱讀營

中文科

英文科

數學科

常識科

資教科

音樂科

體育科

視覺藝術科

普通話科



最新消息

家長座談會
2016-10-12 516

Hot wheels 校際路軌工程賽2016得獎速報
2016-10-06 404

保良局慈善盆菜宴
2016-10-04 323

小一至小三"第一學期"英文默書聲音檔案已上載英文科網頁內。
2016-09-19 1048

家課

學校

家長

學校

www.1ppt.com

利用網上資源



保良局王賜豪(田心谷)小學

PLK Dr. Jimmy Wong Chi-Ho (Tin Sum Valley) Primary School

學校資訊

課程特色

學生表現

學生生活

家長聯繫

賜豪相集

電子學習

◦ 中文科

◦ 英文科

◦ 數學科

◦ 常識科

◦ 資教科

◦ 音樂科

◦ 體育科

◦ 視覺藝術科

◦ 普通話科

Teaching Strategies

RWI

Activities

Little Great Writer

Useful Links

Our NETS

1617 P1-P3 Dictation

Study Materials for Dictation

P.1

1st Term

[Book 1A Unit 1](#)

[Listen](#)



[Book 1A Unit 2](#)

[Listen](#)



[Book 1A Unit 3](#)

[Listen](#)



[Book 1A Unit 4](#)

[Listen](#)



利用出版社網上資源

常用連結	獎項	有用連結	IT 平台
   	  <p>榮獲ICT最佳中小企資訊科技（應用）獎金獎 www.1ppt.com</p>	<ul style="list-style-type: none"> • Code.org • Scratch • Kiddle(Google Safe Search) • Office 365 • 學校電郵系統 • BCA 基本能力評估 • ices 視 e翻譯 • 課程為本學與教資源庫 • 網上學與教支援 • Google校本應用服務 • Google Classroom • EDpuzzle 	<ul style="list-style-type: none"> • Skoolbo Happy 15 學習平台 • 新編啟思中國語文 • 數碼教育新世代 • E-SMART • 快樂學語文 • 我愛學語文 • 中文百達通 • New Magic • Read Write Inc. • Pearson • 廿一世紀現代數學網 • 朗文常識 • 常識教育網 • 廿一世紀現代小學普通話 • 個人「習」誌 • 小校園學習平台 • moodle • 英文電子圖書

Thank
you!